

About the Club Guide

The Club Guide should be printed on both sides of two 8 ½” x 11” sheets of paper in “landscape” orientation. The sheets are then folded in half and stuffed one inside the other to form an 8-page, 5 ½” X 8” brochure.

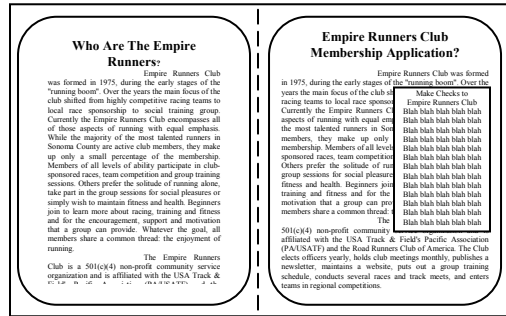
Page 1 of the document becomes the first and last page of the brochure.

Page 2 (printed on back of sheet 1) becomes pages 2 and 7 of the brochure.



Brochure page 8

Brochure page 1




Brochure page 2

Brochure page 7


Page 3 of the document becomes page 6 and 3 of the brochure.

Page 4 (printed on the back of sheet 2) becomes pages 4 and 5 of the brochure.



Brochure page 6

Brochure page 3



Brochure page 4

Brochure page 5

LINK TO Printable CLUB GUIDE [CLICK HERE.](#)